



ADVANCING YOUTH WELLNESS IN 50 STATES

FUNDING IMPACT

GENYOUth has awarded **\$77,339,182**

for health & wellness projects in

U.S. SCHOOLS

57% of funded schools are in **underserved communities**



Opportunities Supporting
Healthy Eating &
Physical Activity*
Since 2010

\$40,408,181 funds awarded to
9,530 schools, reaching
13,953,330 students

FITNESS GRANTS



NFL Flag-In-Schools
Since 2015

\$11,277,929 awarded to
20,961 school communities for physical
activity initiatives, reaching
13,064,476 students



SCHOOL MEAL
DELIVERY GRANTS
Since 2013

\$25,653,072 awarded for COVID-19
School Meal Delivery Fund, breakfast and
other nutrition initiatives



Since 2014

\$805,152 awarded **NATIONWIDE**
4,100 volunteer hours logged
\$550,000 invested in youth social
entrepreneur & leadership development

FUNDING HAS SUPPORTED...

- 3,483** Alternative Breakfast Programs
- 2,482** School Kitchen Equipment Upgrades
- 2,001** Projects to Create Active Classrooms
- 17,695** Projects to Improve Physical Education
- 2,165** School-Wide Walking Clubs
- 741** Cafeteria Makeover Projects

GENYOUth REACH

PARTICIPATION IN GENYOUth PROGRAMS



Schools

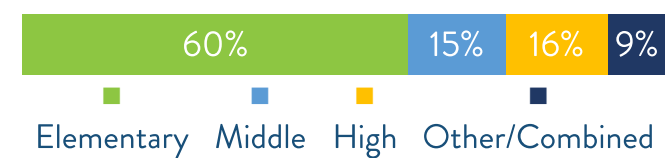
76,007 participating schools
68% of all schools
83% of all Title 1 schools



Students

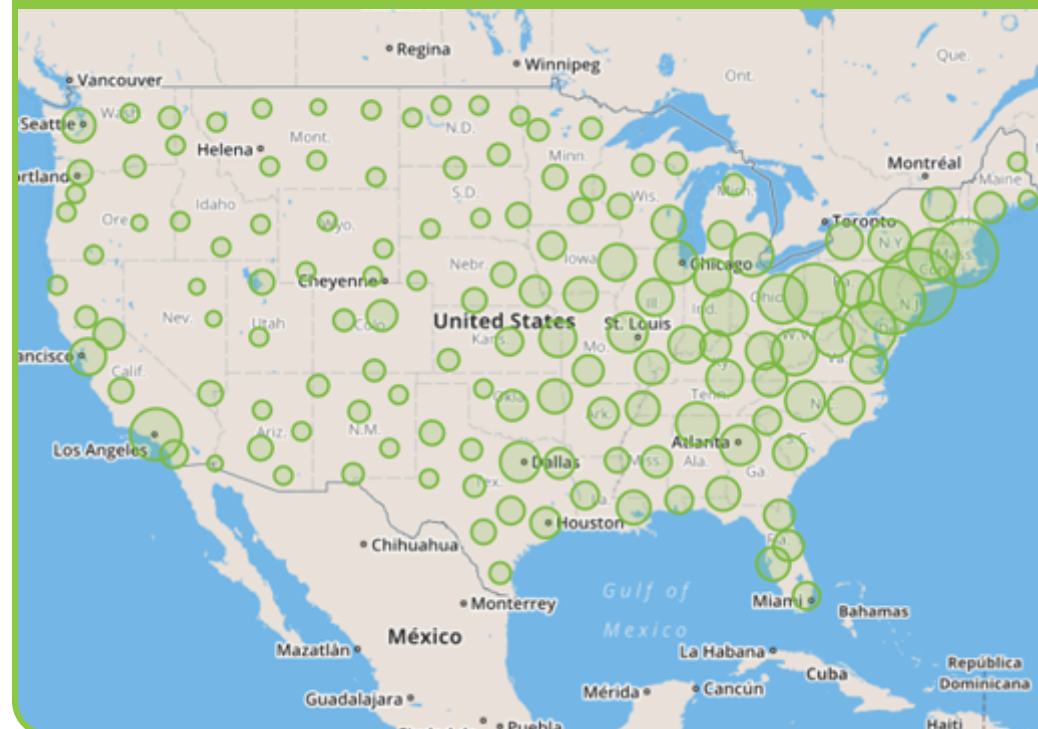
41,036,357 students reached
76% of all students
81% of students eligible for free &
reduced meals

Participating
Schools by Level

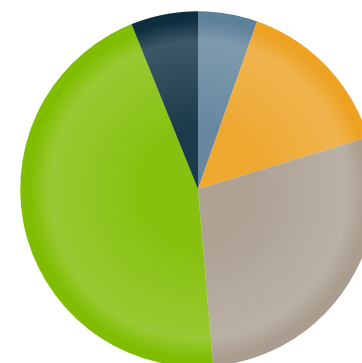


DISTRIBUTION OF SCHOOLS

Engaged in GENYOUth Initiatives



STATE DEMOGRAPHICS



GENYOUth is a registered 501(c)(3) Non-Profit Organization. © 2018 GENYOUth. All Rights Reserved.
© 2017 National Dairy Council®. Fuel Up is a service mark of National Dairy Council.

© 2018 National Football Players Incorporated.

*Includes Hometown Grants and NFL Play 60 FitnessGram Impact Schools

Last data update:

02/15/2024

The term "schools" includes all K-12 public
and private schools in the US.